

SL Series Quick Product Introduction

2000W / 3000W Low Frequency Pure Sine Wave Inverter / Charger



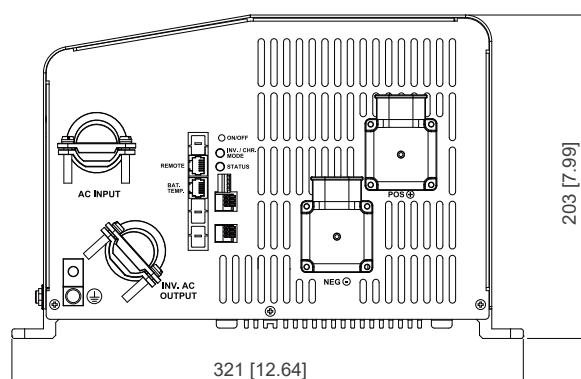
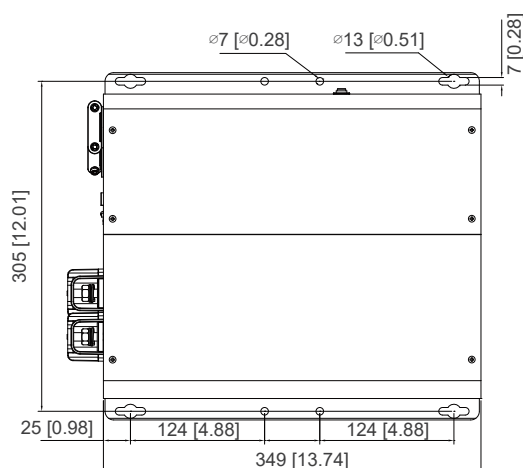
IMPORTANT: Please must read the Installation and Maintenance Instructions Before Connecting to the Supply.
Please download and read the user manual from COTEK website or QR code before starting to use the SL Inverter / Charger.



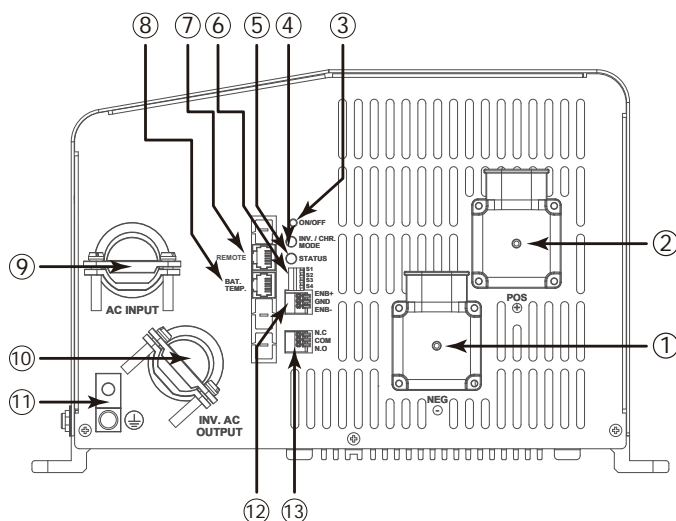
Scan QR Code to view
the User Manual

Inverter Mode		SL-2000-112	SL-3000-112
Output	Continuous Output Power	2000 VA \pm 3%	3000 VA \pm 3%
	Frequency	60 Hz \pm 0.1Hz	
	Output Voltage	120 VAC \pm 5%	
	Max. Efficiency	>90%	
Input	DC Voltage	12 VDC	
	Input Voltage Range	9~17 VDC \pm 0.3V	
Charger Mode			
Charger	Battery Temperature protection	By an RJ-11 connector to a battery temperature sensor	
	AC Input Frequency Range	50 ~ 70 Hz	
	AC Input Current Range	5 ~ 50A (Setting by remote control)	
	AC Nominal Current	15A	18A
	Charger efficiency (peak)	85%	
	Power Factor Correction (PFC)	> 0.97 (50% Load)	
	Charging Current Range	0 ~ 100A	0 ~ 125A
Electrical			
Operating Temp. Range	Full Load	-20 °C ~ 40 °C	
	Power de-rating	60 W per °C, 41~60 °C	
	Storage	-30 °C ~ 70 °C	
Operating Humidity Range		0~95% Non-condensing	
Mechanical Specification	Dimension (W x H x D)	321 x 203 x 349 mm / 12.64 x 7.99 x 13.74 inch	
	Net Weight	17.6 Kg (38.71 Lbs)	22.6 Kg (49.82 Lbs)
Safety and EMS	Safety Standards	UL458 for Vehicle & Marine , Supplement SA	
	EMC Standards	FCC Class B EN55022:1998+A1:2000+A2:2003 Class B EN55024:1997+A1:2001+A2:2003 EN61000-3-2:2006 Class A EN61000-3-3:1995+A1:2001	

■ Mechanical drawings (Unit : mm [inch])

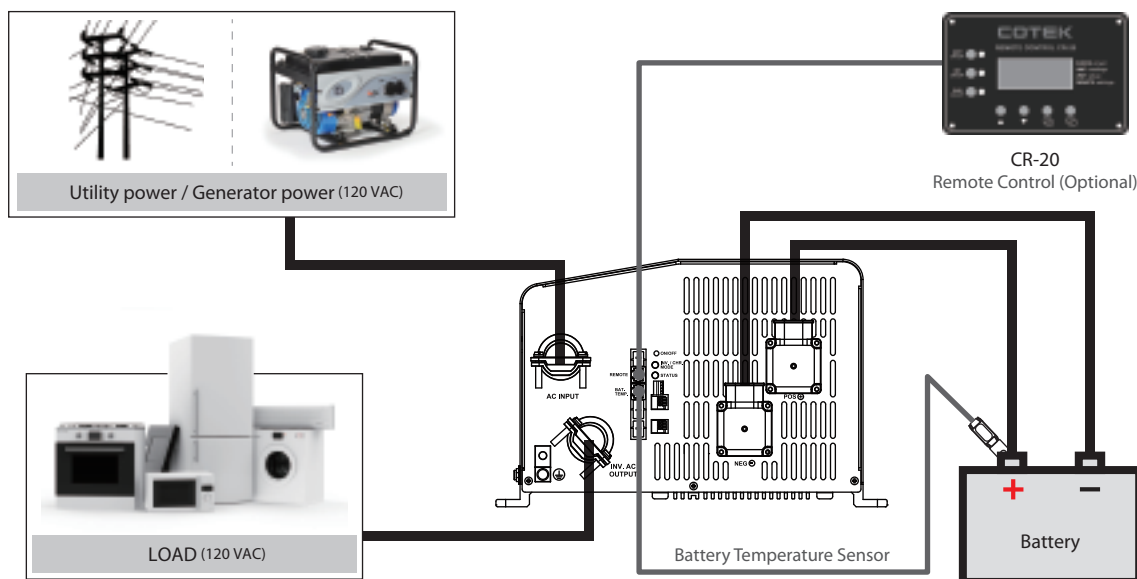


■ Product Appearance



- ① DC Input Connection(-)
- ② DC Input Connection(+)
- ③ Power Switch
- ④ INV./CHR. Mode LED Indicator
- ⑤ STATUS LED Indicator
- ⑥ DIP Switch Setting
- ⑦ RS-232 / Remote Control Port
- ⑧ Battery Temperature Sensor port
- ⑨ AC Input Connections
- ⑩ AC Output Connections
- ⑪ Chassis Ground
- ⑫ Remote Control Green Terminal
- ⑬ Dry Contact Green Terminal

■ Product Installation



■ Warranty



Warning!

Do not open or disassemble the Inverter. Attempting to do so may cause risk of electrical shock or fire.

We guarantee this product against defects in materials and workmanship for a period of 24 months from the date of purchase.

In case you need to repair or replace any defective power inverters, please contact COTEK local distributor.

This warranty will be considered void if the unit has been misused, altered, or accidentally damaged. COTEK is not liable for anything that occurs as a result of the user's fault.